




Structural adaptation 2: Featured creatures

Components

	NAME	DESCRIPTION	AUDIENCE
	<i>Featured creatures</i> teachers guide	This guide provides information on how to use a presentation and fact sheet to explore adaptations in plants and animals.	teachers
	<i>Featured creatures</i> presentation	This presentation encourages students to explore environmental conditions of three environments and the characteristics a plant or animal needs to function in that environment.	students
	<i>Structures for survival</i> fact sheet	Students review background information on three featured organisms: rakali, the water-holding frog, and seagrass.	students

Purpose

To **Explore** structural adaptations of organisms, and investigate functions of these adaptations within a specified environment.

Outcomes

Students:

- investigate structural adaptations an organism requires to survive in a particular environment; and
- describe relationships between environment, structural adaptations and functions of these adaptations.

Activity summary

ACTIVITY	POSSIBLE STRATEGY
Students watch the presentation, <i>Featured creatures</i> .	whole class activity Teacher poses each question that appears and initiates class discussion.
Students review the fact sheet, <i>Structures for survival</i> .	groups or individually

Technical requirements

The presentation is provided in three formats: Microsoft PowerPoint, Apple Keynote and HTML. The guide and worksheet require Adobe Reader, which is a free download from www.adobe.com. The worksheet is also provided in Microsoft Word format.

Teacher notes

The presentation, *Featured creatures*, contains images of three environments: freshwater river system, ocean and desert. It also includes images of three familiar organisms: a rodent, a flowering plant and a frog.

Students are asked to consider where each of these animals and plants live, and if they are able to survive in all types of environments. Students discuss characteristics each organism might need to survive in the featured environment.

Teachers display the presentation and challenge students with discussion questions. These questions are designed to reveal student understanding of the concept of adaptation in the context of environment. Further questions and comments are included in the presentation notes and table below.

Encourage students to explore their ideas about the structural features of an organism, relative to the environment they inhabit.

SLIDE	NOTES
2	This slide introduces students to the concept that organisms inhabit a particular environment.
3	Students are encouraged to consider the characteristics that help plants and animals meet the challenges of their environment. Possible discussion points include how they obtain water and deal with changes in temperature.
4	Consider the attributes of a rat that enables it to inhabit many different environments, such as opportunistic, omnivorous, and adaptable. Discussion question: What do you notice about the environments rats inhabit? Answers may include: vicinity to humans, agricultural regions, and areas with high food availability.
5	Discuss the key conditions of a freshwater environment, such as temperature range, visibility, and food availability. Encourage exploration of the characteristics a rat would need to live in a semi-aquatic environment.
6	Consider the various environments of flowering plants. What features do these environments have in common? Answers may include: availability of sunlight, soil quality, and air (CO ₂) for photosynthesis. Students might consider what is in their own garden, or the local environment, and any limitations of flowering plant distribution.
7	Consider conditions of an oceanic or underwater environment, such as salinity, tidal forces, and limited light. What would a flowering plant need to survive under these conditions? Discussion might include how they anchor themselves and obtain nutrients.
8	Discuss the common features of environments where frogs are generally found, such as presence of water. Why are frogs found here?
9	Explore the conditions of this environment, including aridity and high temperatures. This is an environment with extreme wet and dry seasons. Encourage students to come up with some ideas that would help a frog to conserve water and maintain moist skin.

Associated SPICE resources

Structural adaptation 2: Featured creatures may be used with related SPICE resources to address the broader topic of structural adaptation.

DESCRIPTION	LEARNING PURPOSE
<i>Structural adaptation (sequence overview)</i> This learning pathway shows how a number of SPICE resources may be combined to teach the topic of structural adaptation.	
<i>Structural adaptation 1: Teeth, tails and talons</i> A card game engages student interest in structural features of Australian animals.	Engage
<i>Structural adaptation 2: Featured creatures</i> A presentation encourages students to explore environmental conditions of three habitats, and characteristics a plant or animal would need to survive there.	Explore
<i>Structural adaptation 3: Structure and function</i> A video explains adaptations in three organisms: rakali, water-holding frog and seagrass.	Explain
<i>Structural adaptation 4: Researching adaptations</i> In a series of podcasts, three scientists at The University of Western Australia explain their research into Australian animals and plants.	Elaborate

Image credits

The following images are used in the presentation,
Featured creatures:

- 'Snow gum, Mt Hotham, Victoria' by Tatters:). CC-BY-2.0, www.flickr.com/photos/tgerus/3976362747/in/photostream/
- 'First light, Simpson Desert, South Australia' by Marj Kibby. CC-BY-NC-2.0, www.flickr.com/photos/marj_k/3881695711/
- 'Ringer Soak 0543, Halls Creek, Western Australia' by Berkeley Fitzhardinge. CC-BY-NC-2.0, www.flickr.com/photos/barkochre/
- 'Rainforest, Queensland' by Ben Britten. CC-BY-2.0, www.flickr.com/photos/tauntingpanda/14782257/
- 'Herdsman Lake, Western Australia' by Paul Ricketts. © The University of Western Australia.
- 'Australian pied oyster catcher' by Pierre Pouliquin. CC-BY-NC-2.0, www.flickr.com/photos/pierre_pouliquin/65589389/in/set-1411774/
- 'Red kangaroos near Warmun, Western Australia' by Berkeley Fitzhardinge. CC-BY-NC-2.0, www.flickr.com/photos/barkochre/
- 'Boab trees, Great Northern Highway, Western Australia' by Berkeley Fitzhardinge. CC-BY-NC-2.0, www.flickr.com/photos/barkochre/
- 'Grass trees, Xanthorrhoea' by Paul Ricketts. © The University of Western Australia.
- 'Emus in the outback' by Richard Gifford. CC-BY-2.0, www.flickr.com/photos/rgifford/2359023713/
- 'Koala at LA Zoo' by Rennett Stowe, CC-BY-2.0, www.flickr.com/photos/tomsaint/3338476021/
- 'Brown rat' by Colin MJP, CC-BY-NC-2.0, www.flickr.com/photos/colinmjp/3714083497/
- 'Brown rat eating seed' © Donna Worley, used with permission, www.flickr.com/photos/donna-w/2116316392/
- 'Brown rat in tree' © Donna Worley, used with permission, www.flickr.com/photos/donna-w/2116294758/
- 'Rats with apple' by markfftang, CC-BY-NC-2.0, www.flickr.com/photos/fftang/4545542338/in/set-72157594147792802/
- 'Urban rat' by Arturo Vidich, CC-BY-NC-SA-2.0, www.flickr.com/photos/arturovidich/4434034135/in/set-72157623459600005/
- 'Swan River Guildford' by Daniel Del Conte, CC-BY-SA-2.0, www.flickr.com/photos/delcond/322836664/
- 'Alpine flower' by Justin Johnsen, CC-BY-NC-SA-2.0, www.flickr.com/photos/justinjohnsen/2857337996/
- 'Coastal flower' by Matt Easterly, CC-BY-NC-2.0, www.flickr.com/photos/matteasterly/4650343336/
- 'Lotus flower' by tanakawho, CC-BY-NC-2.0, www.flickr.com/photos/28481088@N00/2596500749/in/set-72157594223466871/
- 'Meadow flowers' by Louis Vest, CC-BY-NC-2.0, www.flickr.com/photos/oneeighteen/205125227/
- 'Sturt desert pea' by Marj Kibby, CC-BY-NC-2.0, www.flickr.com/photos/oneeighteen/205125227/
- 'Wall flower' by Louis Vest, CC-BY-NC-2.0, www.flickr.com/photos/oneeighteen/3681186411/
- 'Close up flower' by sudarshan vijayaraghavan, CC-BY-NC-2.0, www.flickr.com/photos/chitrasudar/2594470489/
- 'Ocean waves' by Eric K Veland, CC-BY-NC-2.0, www.flickr.com/photos/erikveland/437201319/
- 'Camouflaged frogs' by Kelle Cruz, CC-BY-NC-2.0, www.flickr.com/photos/kelle/3502761371/
- 'Floating frog' by originalpozer, CC-BY-NC-SA-2.0, www.flickr.com/photos/heeddedjim/2653408575/
- 'Panamanian golden frog' by Brian Gratwicke, CC-BY-2.0, www.flickr.com/photos/briangratwicke/2725343507/
- 'Sandy frog' by Benny Mazur, CC-BY-2.0, www.flickr.com/photos/benimoto/2945485271/
- 'Red-eyed tree frog' by dotlizard, CC-BY-NC-2.0, www.flickr.com/photos/dotlizard/3523774458/
- 'Tree frog' by Roy Johnson, CC-BY-NC-SA-2.0, www.flickr.com/photos/shelly-and-roy/2460921981/
- 'Gliding frog' by Tom Thai, CC-BY-2.0, www.flickr.com/photos/eviltomthai/3658240611/in/photostream/
- 'Gibson desert' © JP Gaillard, used with permission, www.flickr.com/photos/jp_gaillard/2584143808/in/set-72157605640013618/
- 'Barrel cactus' © Ash Mehta, used with permission, www.flickr.com/photos/ashslo/499149391/in/photostream/
- 'Yellow-tail black cockatoo (Calyptorhynchus funereus)' by David Cook Wildlife Photography, CC-BY-NC-2.0, www.flickr.com/photos/kookr/3040626012/
- 'Harbor seal' by Mike Baird, CC-BY-2.0, www.flickr.com/photos/mikebaird/1352607487/in/set-72157594331304350/
- 'Kangaroo paw' by Lakshmi Sawitri, CC-BY-2.0, www.flickr.com/photos/elsaw/4010906939/
- 'Wallaby' by Pierre Pouliquin, CC-BY-NC-2.0, www.flickr.com/photos/pierre_pouliquin/68506917/in/set-1590324/
- 'Water dragon' by Pierre Pouliquin, CC-BY-NC-2.0, www.flickr.com/photos/pierre_pouliquin/88855590/in/set-72057594075771738/

Acknowledgements

Designed and developed by the Centre for Learning Technology, The University of Western Australia.
Production team: Leanne Bartoll, Kim Braimbridge, Jan Dook, Alwyn Evans, Jenny Gull, Mark Lehmann, Ant Meczes, Paul Ricketts, Jodie Ween and Michael Wheatley, with thanks to Pauline Charman, Roger Dickinson and Bob Fitzpatrick.

SPICE resources and copyright

All SPICE resources are available from the Centre for Learning Technology at The University of Western Australia. Selected SPICE resources are available through the websites of Australian State and Territory Education Authorities.

Teachers and students at Australian schools are granted permission to reproduce, edit, recompile and include in derivative works the resources subject to conditions. For details on these conditions please go to spice.wa.edu.au/usage.

All questions involving copyright and use should be directed to SPICE at UWA.

Web: spice.wa.edu.au
Email: spice@uwa.edu.au
Phone: (08) 6488 3917

Centre for Learning Technology (M016)
The University of Western Australia
35 Stirling Highway
Crawley WA 6009