

KOALA
Phascolarctos cinereus
A

photo by Diliff

Complete the set.
B C D
Find the koala's food and adaptations.

EUCALYPTUS LEAVES
B

photo by Jean Tosti

Who eats these leaves?

LARGE TEETH
C

© Museum Victoria

Who grinds leaves with their large teeth?

SHARP CLAWS
D

photo by Julie Fraker

Who has sharp claws for climbing to search for food?

GREAT WHITE SHARK
A
Carcharodon carcharias

photo by Terry Goss/The Forever Engine

Complete the set.
B C D
Find the great white shark's food and adaptations.

FUR SEAL
B

© Paul Ricketts

Who eats fur seals?

SHARP TEETH
C

© iStockphoto.com/Gecko Custom Lab & Photography, Inc.

Who has serrated teeth to help eat their food?

POWERFUL TAIL
D

photo by Gina Sanfilippo

Who uses speed and power to catch their food?

NUMBAT
A
Myrmecobius fasciatus

© The University of Western Australia

Complete the set.
B C D
Find the numbat's food and adaptations.

TERMITES **B**



Who eats termites?

LONG TONGUE **C**



Who collects food with their sticky tongue?

SHARP CLAWS **D**



Who digs for their food with sharp claws?

GREY-HEADED FLYING FOX **A**
Pteropus poliocephalus



Complete the set.
B **C** **D**

Find the grey-headed flying fox's food and adaptations.

FLOWERS AND FRUIT **B**



Who eats these?

SHARP TEETH **C**



Who crushes fruit with their sharp teeth?

ARMS THAT ARE WINGS **D**



Who flies high in search of food?

HUMPBCK WHALE **A**
Megaptera novaeangliae



Complete the set.
B **C** **D**

Find the humpback whale's food and adaptations.

KRILL **B**



Who eats krill?

BALEEN **C**



photo by JD Lasica

Who uses baleen to help sort their food?

POWERFUL TAIL **D**




photo by National Oceanic and Atmospheric Administration

Who uses a powerful tail to help catch their food?

SHORT-BEAKED ECHIDNA **A**
Tachyglossus aculeatus



photo by Barry Thomas

Complete the set.
B **C** **D**

Find the short-beaked echidna's food and adaptations.

ANTS AND TERMITES **B**



photos by CSIRO

Who eats both termites and ants?


LONG TONGUE **C**



© Perth Zoo

Who collects food with their sticky tongue?

SHARP CLAWS **D**



© The University of Western Australia

Who has sharp claws to dig for their food?

SALTWATER CROCODILE **A**
Crocodylus porosus



© Paul Luckas

Complete the set.
B **C** **D**


Find the saltwater crocodile's food and adaptations.

FISH **B**



Who eats fish?


GRIPPING TEETH **C**



© Bone Clones

Who catches and grips their food in formidable jaws?

POWERFUL TAIL **D**



© Paul Luckas

Who uses a powerful tail to speed after their prey?

DINGO **A**
Canis lupus dingo



photo by Sam Fraser Smith

Complete the set.
B C D
 Find the dingo's food and adaptations.


WALLABY **B**



photo by benjamint444

Who eats wallabies?


SHARP TEETH **C**



© Museum Victoria

Who uses sharp cutting teeth to eat meat?

STRONG CLAWS **D**



© The University of Western Australia

Who has strong claws to tear apart their food?

EMU **A**
Dromaius novaehollandiae



photo by Brett Donald

Complete the set.
B C D
 Find the emu's food and adaptations.

PLANTS, SEEDS AND INSECTS **B**



photo by JJ Harrison
 photo by Forest & Kim Starr

© Australian National Botanic Gardens

Who eats all of these?

NO TEETH **C**

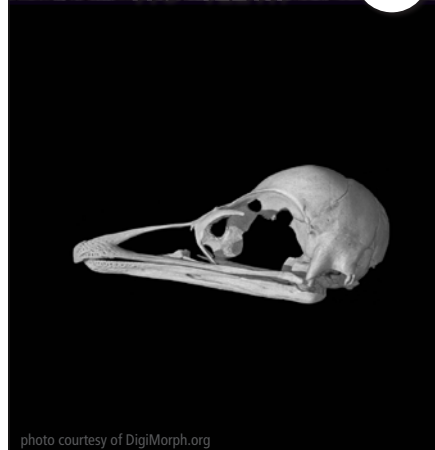



photo courtesy of DigiMorph.org

Who collects their food with their long beak?

GIZZARD STONES **D**



© The University of Western Australia

Who swallows stones to help grind food in their stomach?

WESTERN GREY KANGAROO **A**
Macropus fuliginosus



© The University of Western Australia

Complete the set.
B C D

Find the western grey kangaroo's food and adaptations.

GRASS **B**



Who eats grass?


LARGE TEETH **C**



© Museum Victoria

Whose large teeth crop and grind grass?

POWERFUL TAIL **D**



© The University of Western Australia

Who uses their powerful tail to travel far in search for food?

TASMANIAN DEVIL **A**
Sarcophilus harrisii



photo by Nancy Carel

Complete the set.
B C D

Find the tasmanian devil's food and adaptations.


BETTONG **B**



photo by W. Harrison

Who eats bettongs?

SHARP TEETH **C**



© The University of Western Australia

Whose sharp teeth cut and tear their food?

STRONG CLAWS **D**




photo by Keresz





Who uses strong claws to grip their food?

Find my food
Game 1: Animal sets
 (4-5 players)

Rules of the game

The object of this game is to build 10 sets of cards. A set contains four cards: an animal, its main food, and two adaptations that help the animal find and/or eat its food.

example animal set:

A. Animal	B. Food	C. Adaptation 1	D. Adaptation 2
			
Who eats bettongs?	Whose sharp teeth cut and tear their food?	Whose strong claws grip their food?	

1. Find the 10 animal cards (Category A) and arrange them in a row.

- Find each animal's main food source (Category B) and place under the relevant animal card.
- Find each animal's two adaptations (Categories C and D) that help it find and eat this food.
- Once you've completed the 10 sets, use the answer guide to check them.

Find my food

Game 2: Happy hunting

(2-4 players)

Rules of the game

The object of this game is to collect three cards from one animal set. Collect the animal (A), and two of the other three cards in the set (B, C or D).

example animal set:



- Deal five cards, face down, to each player (keep them hidden).
- Turn the remaining cards face down in the centre. This is the draw deck.
- Turn the top card of the draw deck face up beside it. This is the discard pile.

- The first player either picks up the top card from the discard pile, or top card from the draw deck.
- The player checks their hand to see if they have a set of animal cards.
- If the player has three cards that form a set, they lay it face up on the table. To complete this play, the first player discards a card onto the discard pile, face up.
- If the player doesn't have a set of cards they discard one card onto the discard pile. This completes their turn.
- Play continues in a clockwise direction.
- Play continues until a player has no more cards. This player wins.

Note: If the draw deck runs out, shuffle the discard pile and use as the draw deck. Remember to turn the final card on the pile face up next to it.

Find my food answer guide

