

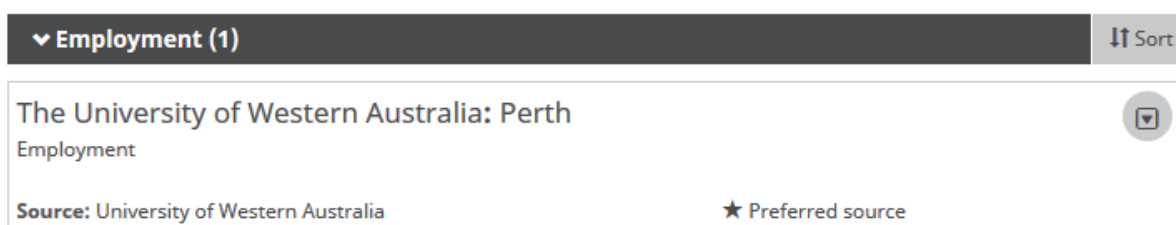
How do I add other information to my ORCID profile?

You can build a complete picture of your research activities in your ORCID profile by adding information such as affiliations, websites, grants, datasets, and peer review activities. You can add this information manually, or make use of the system integrations described in this guide to efficiently transfer information between systems.

NB: Where information can be transferred from the UWA Profiles and Research Repository, follow the instructions to either [create an ORCID iD](#) or [connect an existing ORCID](#) to the Repository.

Employment

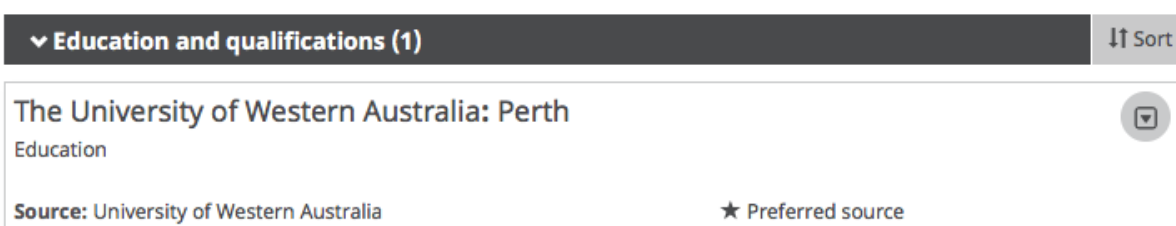
Verified “University of Western Australia” employment affiliations are automatically transferred from the UWA Profiles and Research Repository to ORCID when you connect your ORCID to the Repository.



The screenshot shows the 'Employment' section of an ORCID profile. At the top, there is a dark grey header with a downward arrow and the text 'Employment (1)'. To the right of this header is a 'Sort' button with an upward and downward arrow icon. Below the header is a white card representing the employment entry. The card has a title 'The University of Western Australia: Perth' and a sub-label 'Employment'. On the right side of the card, there is a small grey square button with a white checkmark icon. At the bottom of the card, it says 'Source: University of Western Australia' and '★ Preferred source'.

Education and qualifications

If you are a Higher Degree Research student, your verified “University of Western Australia” education affiliation is automatically transferred from the UWA Profiles and Research Repository to ORCID when you connect your ORCID to the Repository.



The screenshot shows the 'Education and qualifications' section of an ORCID profile. At the top, there is a dark grey header with a downward arrow and the text 'Education and qualifications (1)'. To the right of this header is a 'Sort' button with an upward and downward arrow icon. Below the header is a white card representing the education entry. The card has a title 'The University of Western Australia: Perth' and a sub-label 'Education'. On the right side of the card, there is a small grey square button with a white checkmark icon. At the bottom of the card, it says 'Source: University of Western Australia' and '★ Preferred source'.

Websites

When you connect connect your ORCID to the Repository, a link to your UWA Profile is automatically transferred to ORCID. At present personal websites included in the ‘Links’ section of your UWA Profiles are not automatically transferred to the ‘websites’ section of your ORCID record, however they are accessible via the UWA Profile link.

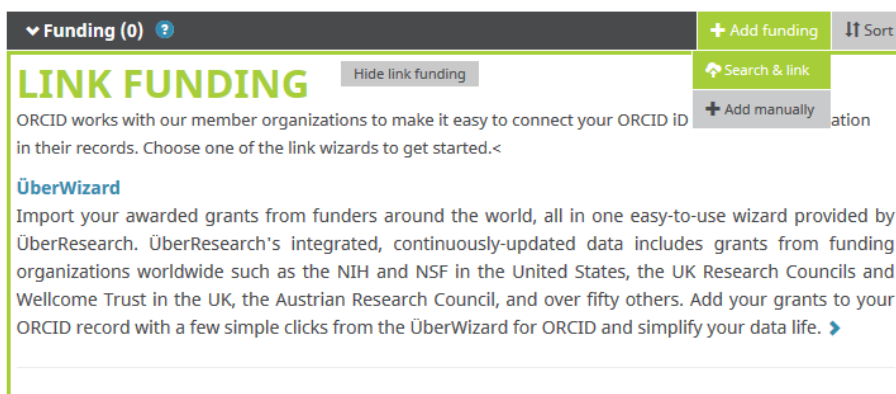


The screenshot shows the 'Websites' section of an ORCID profile. At the top, there is a dark grey header with the text 'Websites' and a downward arrow icon. Below the header is a white card representing the website entry. The card has a title 'The University of Western Australia' and a sub-label 'profile page'.

Funding (Grants)

Current Australian funder ORCID integrations do not yet include the functionality to post funded grant information to grantees’ ORCID records, however grants may be manually added or directly imported from ORCID member organisations via the **ÜberWizard Search & link** option available in the **Funding** section in

ORCID. This option includes grants from the Australian Research Council (ARC: 2001-2019) and National Health and Medical Research Council (NHMRC: 1986-2020). See a [list of funders](#) who currently make their grant information available through ÜberWizard.

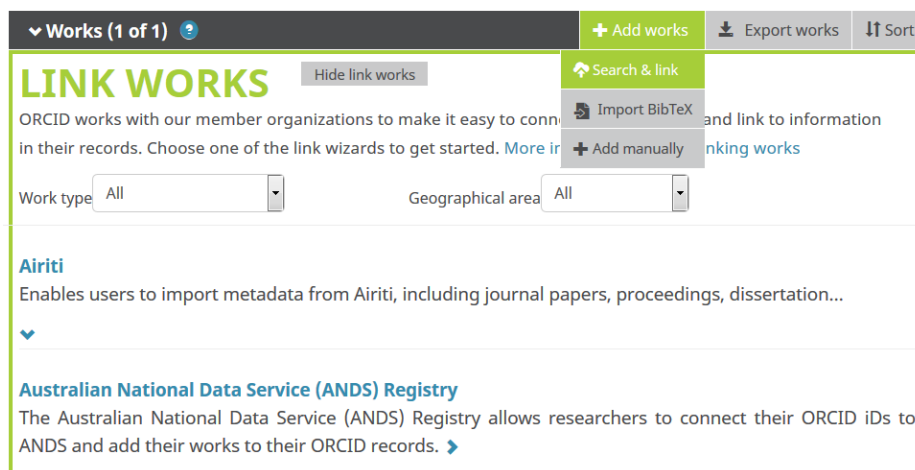


Grants which have been harvested into the Repository from InfoEd are not exported automatically to ORCID.

Datasets

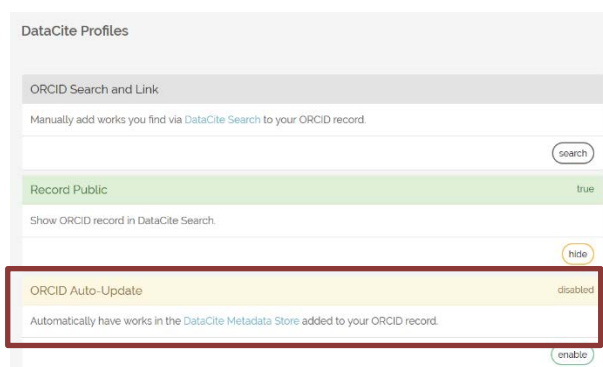
Datasets you have added to the Repository are not exported automatically to ORCID, but are harvested by Australian National Data Service (ANDS) Registry and may be imported into ORCID either via DataCite or directly from ANDS.

To import from these sources, [log into ORCID](#), select **Add works** and click on the **DataCite or Australian National Data Service (ANDS) Registry** link via the **Search & link** option.



Using the auto-update option from DataCite is recommended to reduce the need for manual importing.

After authorising the connection, you will be redirected to your DataCite profile, where you can enable the 'ORCID Auto-Update' functionality.



Peer review activities

Peer review activities may be added to ORCID records by the organiser of the review (e.g. a publisher or society) or by a third-party recognition service such as [Publons](#), which allows you to track and make available your verified reviewer history.

You can set up an automatic fortnightly export of your review activities in Publons by logging into [Publons](#), selecting **Permissions** from your account settings, follow the steps to link your ORCID account to Publons, then grant permission to **Export your reviews to ORCID**. At this point you can tick the box to automatically export new reviews to your ORCID record.

EXPORT YOUR REVIEWS TO ORCID

You have 0 eligible verified pre-publication reviews which can be exported to your ORCID record. If you believe you have more reviews to export than reported please [get in touch](#).

 Automatically export new reviews to ORCID

If you wish to authorise Publons to automatically add past/future reviewing activities to your Publons profile from their partnered journals, tick **Automatically add reviews from partnered journals** in the **Permissions** account setting.

Journal partnerships

Publons partners with many journals to simplify the process of getting recognition for your reviews. Whenever a partnered journal provides Publons with review records, we can automatically add this data to your profile for you.

Allow Publons to automatically add:

- All future reviews you complete for partnered journals.
- All reviews you have completed for partnered journals in the past, if a journal uploads that data on your behalf. [Click here](#) to learn more about how past reviews are added to Publons.

 Automatically add reviews from partnered journals