


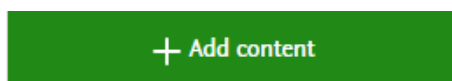
Importing publications from an online source

If your publication is indexed by any of [these](#) databases, you can import the publication details from that database, so that relevant metadata fields are automatically populated to the publication record.

These instructions describe the process of logging into the UWA Profiles and Research Repository and demonstrate how you can import publication details from an online source.

<p>Login to start:</p> <ol style="list-style-type: none"> Go to the UWA Profiles and Research Repository Click on login to the UWA Profiles and Research Repository here. Log in with your UWA Office365 login details. <code>staffnumber@uwa.edu.au</code> and PHEME password, or <code>studentnumber@uwa.edu.au</code> and PHEME password 	<p>Welcome to the UWA Profiles and Research Repository</p> <p>The UWA Profiles and Research Repository is an open platform where you can discover UWA staff, find information about their research, teaching, grants, and activities, and access their research outputs.</p> <p>UWA Staff and HDR students can log in to the UWA Profiles and Research Repository here.</p> <p>For further assistance please contact staffsupport-lib@uwa.edu.au (for staff) and hdrsupport-lib@uwa.edu.au (for students)</p> 
--	--

- Once logged in, click the green **+Add content** button.



- Select **Research output**, then **Import from online source**.
- Select the source you wish to import the publication from.

Choose submission

- Submission guide
- Research output**
- Create from template
- Import from online source**
- Import from file
- Engagement/activity
- Prize/award
- Press/Media
- Application
- Award
- Project
- Teaching units (UWA)
- Impact
- Dataset
- Student thesis
- Facility/Equipment
- Curriculum Vitae

Scopus

Scopus, an abstract and citation database, covers 22,000 titles from more than 5,000 international publishers. It contains over 56 million records from peer-reviewed research literature in the scientific, technical, medical, social sciences, and arts and humanities fields.

MENDELEY

Mendeley is a free reference manager and academic social network that helps scientist organize their research, collaborate with others online, and discover the latest research. It holds more than 20 million records.

SSRN

SSRN is a worldwide collaborative of over 352,400 authors and more than 2.2 million users that is devoted to the rapid worldwide dissemination of research.

PubMed

Contains more than 19 million records from MEDLINE and from medical scientific journals, dating back from 1948. PubMed contains links to full-texts, either from other databases or the journals' publishers. Content must be "E-pub ahead of print", before imported into Pure.

Web of Science

Web of Science cover a wide range of databases, which together holds more than 40 million records. The subject areas are primarily within the scope of natural sciences, though social sciences and arts and humanities also are covered, in a lesser scale.

arXiv.org

arXiv is an open access database with full-text access and contains more than 650,000 e-prints. It covers the domains of physics, mathematics, computer science, quantitative biology, quantitative economy and statistics.

CAB Abstracts

Cab Abstracts

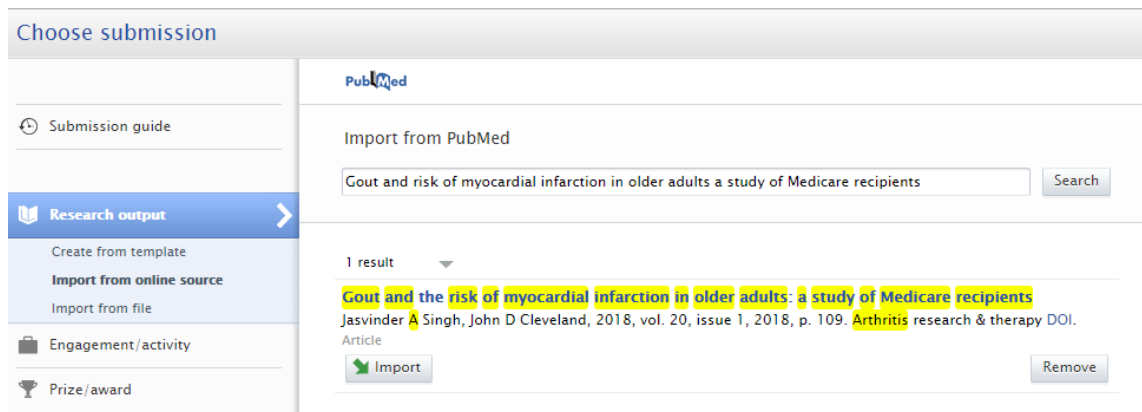
ads

SAO/NASA Astrophysics Data System

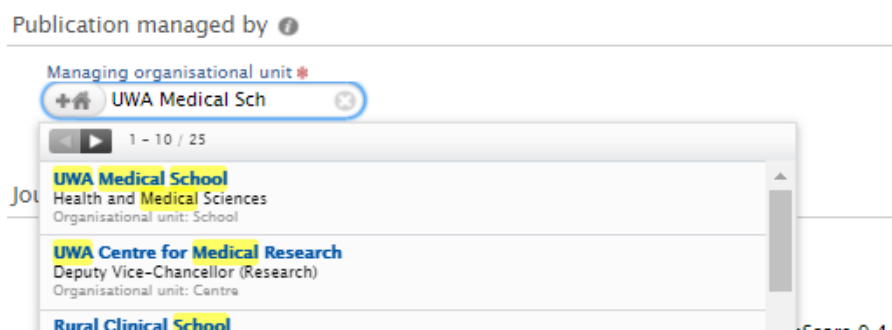
Importing publications from an online source

1 of 2

3. Follow the prompts on the search page. You will have options to search the publication by title, unique ID, DOI, author etc.
4. Once you search for the publication, a list of publication records will appear in the search results. Click **Import** under the relevant record.



5. Check the author affiliation details (you can also do this in the next step), then click **Import & review**.
6. Ensure the metadata and the list of authors and affiliations are correct.
7. The **Managing organisational unit** will automatically populate with your current UWA affiliation. If it does not, manually enter it by typing your current UWA affiliation and selecting it from the drop-down menu.



8. Upload a copy of the Author Accepted Manuscript (AAM) if you have one. You can do this by following our instructions on [how to add AAMs](#) to a record.
9. If your publication was funded by the ARC or NHMRC, [add your grant information](#) to the publication record.
10. Click the **Save** button at the bottom of the record.