

# FIRST-STEPS

An accessible introduction to exams for beginners

## DESCANT & TREBLE RECORDER

*Australian Music*



*Examinations Board*

### FURTHER INFORMATION

**W:** [ameb.uwa.edu.au](http://ameb.uwa.edu.au) **E:** [amebwa@uwa.edu.au](mailto:amebwa@uwa.edu.au) **T:** 6488 1902

# RECORDER FIRST STEPS

**Recorder First Steps** offered by AMEB WA are intended as introductory examination experiences for beginners. They are especially designed as a means of getting them accustomed to external examinations. The tests give preparatory exam experiences before the normal graded examinations offered through the AMEB Manual of Syllabuses.

Candidates may choose either test that suits their level of preparation on either a Descant or a Treble instrument. Alternatively, they may do both tests in sequence over a time frame that matches their rate of learning.

A written report will be provided. It will identify strengths as well as areas for improvement in Technical Work, Pieces and Aural Tests, and include a general comment about progress.

No pass or fail grade will be awarded.

A certificate will be issued to all individual participants. Please contact the office for enrolment information.

*These pages may be photocopied for students. Test content may be presented with music or from memory.*

## DESCANT RECORDER FIRST STEPS - TEST 1



12 minutes



\$70

### Instrument required

Descant recorder

### Section 1 - Technical Work

Play the three sets of exercises for **Test 1 - Technical Work** given below. Each exercise contained within the repeat signs is considered to be a separate exercise and will be heard without repeat in the test.

#### Test 1 - Technical Work

**Exercise 1:** Prepare (a) and (b) as separate exercises. Articulate as separate notes, all tongued.

(a) G major half scale



(b) D major half scale



**Exercise 2:** Prepare (a) and (b) as separate exercises. Articulate as separate notes, all tongued.

(a) G major broken chord



(b) D major broken chord



**Exercise 3:** Play Low G as a sustained note, with level pitch and clear tone for a slow count of 1-2-3-4

## Section 2 – Pieces

Play two short pieces (own choice)

⇒ List A: Any piece in Simple Triple time

⇒ List B: Any piece in Simple Duple or Simple Quadruple time

Pieces may be unaccompanied or accompanied by piano or another instrument at the discretion of the candidate.

## Section 3 - Aural Tests and General Knowledge

### Aural

#### *Time and rhythm*

- Clap the note values of a simple two bar rhythmic passage played by the examiner

#### *Pitch*

- The examiner will play a phrase of up to six one-beat notes, then repeat it, waiting on each note for the candidate to sing or hum it
- The candidate will state which is the higher or lower of two notes played by the examiner, not less than a fifth apart

### General Knowledge

Simple questions will be asked regarding the value of notes and rests and the meaning of sharp and flat signs.

---

## DESCANT RECORDER FIRST STEPS - TEST 2



15 minutes



\$70

### Instrument required

Descant recorder

## Section 1 - Technical Work

Play the three sets of exercises for **Test 2 – Technical Work** given below. Each exercise contained within the repeat signs is considered to be a separate exercise and will be heard without repeat in the test.

## Test 2 - Technical Work

**Exercise 1:** Prepare (a) and (e) as separate exercises. Articulate as separate notes, all tongued.


(a) C major scale descending



(b) D major scale ascending and descending




(c) G major half scale



(d) E minor half scale



(e) D minor half scale




**Exercise 2:** Prepare (a) and (c) as separate exercises. Articulate as separate notes, all tongued.


(a) G major broken chord



(b) D major broken chord



(c) D minor broken chord



**Exercise 3:** Play Low G as a sustained note, with level pitch and clear tone for a slow count of 1-2-3-4

## Section 2 - Pieces

Play two short pieces (own choice)

- ⇒ List A: Any piece in Simple Triple time
- ⇒ List B: Any piece in Simple Duple or Simple Quadruple time

Pieces may be unaccompanied or accompanied by piano or another instrument at the discretion of the candidate.

## Section 3 - Aural Tests and General Knowledge

### Aural

#### Time and rhythm

- a. Clap the note values of a simple two bar rhythmic passage played by the examiner

#### Pitch

- a. The examiner will play a phrase of up to nine one-beat notes, then repeat it, waiting on each note for the candidate to sing or hum it
- b. The candidate will state which is the higher or lower of two notes played by the examiner, not less than a third apart

### General Knowledge

Simple questions will be asked regarding the name and value of notes and rests and the meaning of sharp and flat signs.

---

## TREBLE RECORDER FIRST STEPS - TEST 1



12 minutes



\$70

### Instrument required

Treble recorder

### Section 1 - Technical Work

Play the three sets of exercises for **Test 1 - Technical Work** given below. Each exercise contained within the repeat signs is considered to be a separate exercise and will be heard without repeat in the test.

#### Test 1 - Technical Work

**Exercise 1:** Prepare (a) and (b) as separate exercises. Articulate as separate notes, all tongued.


(a) G major half scale



(b) C major half scale



**Exercise 2:** Prepare (a) and (b) as separate exercises. Articulate as separate notes, all tongued.



**Exercise 3:** Play Low C as a sustained note, with level pitch and clear tone for a slow count of 1-2-3-4

## Section 2 – Pieces

Play two short pieces (own choice)

- ⇒ List A: Any piece in Simple Triple time
- ⇒ List B: Any piece in Simple Duple or Simple Quadruple time

Pieces may be unaccompanied or accompanied by piano or another instrument at the discretion of the candidate.

## Section 3 - Aural Tests and General Knowledge

### Aural

#### *Time and rhythm*

- b. Clap the note values of a simple two bar rhythmic passage played by the examiner

#### *Pitch*

- c. The examiner will play a phrase of up to six one-beat notes, then repeat it, waiting on each note for the candidate to sing or hum it
- d. The candidate will state which is the higher or lower of two notes played by the examiner, not less than a fifth apart

### General Knowledge

Simple questions will be asked regarding the value of notes and rests and the meaning of sharp and flat signs.

---

## TREBLE RECORDER FIRST STEPS - TEST 2



15 minutes



\$70

### Instrument required

Treble recorder

### Section 1 - Technical Work

Play the three sets of exercises for **Test 2 – Technical Work** given below. Each exercise contained within the repeat signs is considered to be a separate exercise and will be heard without repeat in the test.

### Test 2 - Technical Work

**Exercise 1:** Prepare (a) and (e) as separate exercises. Articulate as separate notes, all tongued.

(a) F major scale descending



(b) G major scale ascending and descending



(c) C major half scale



(d) A minor half scale



(e) G minor half scale



**Exercise 2:** Prepare (a) and (c) as separate exercises. Articulate as separate notes, all tongued.

(a) G major broken chord



(b) C major broken chord



(c) G minor broken chord



**Exercise 3:** Play Low C as a sustained note, with level pitch and clear tone for a slow count of 1-2-3-4

## Section 2 - Pieces

Play two short pieces (own choice)

⇒ List A: Any piece in Simple Triple time

⇒ List B: Any piece in Simple Duple or Simple Quadruple time

Pieces may be unaccompanied or accompanied by piano or another instrument at the discretion of the candidate.

## Section 3 - Aural Tests and General Knowledge

### Aural

#### Time and rhythm

- b. Clap the note values of a simple two bar rhythmic passage played by the examiner

#### Pitch

- c. The examiner will play a phrase of up to nine one-beat notes, then repeat it, waiting on each note for the candidate to sing or hum it
- d. The candidate will state which is the higher or lower of two notes played by the examiner, not less than a third apart

### General Knowledge

Simple questions will be asked regarding the name and value of notes and rests and the meaning of sharp and flat signs.