A vibrant collage of musical instruments and symbols in a stylized, graphic art style. At the top, a golden trumpet is prominent. Below it, a blue guitar, a yellow mask, a blue saxophone, and a golden horn are visible. On the right, a portion of a piano keyboard is shown. The background is dark with various geometric shapes and colors like blue, yellow, and brown.

FIRST-STEPS

An accessible introduction to exams for beginners

FLUTE

Australian Music  *Examinations Board*

FURTHER INFORMATION

W: ameb.uwa.edu.au E: amebwa@uwa.edu.au T: 6488 1902

FLUTE FIRST STEPS

Flute First Steps offered by AMEB WA are intended as introductory examination experiences for beginners. They are especially designed as a means of getting them accustomed to external examinations. The tests give preparatory exam experiences before the normal graded examinations offered through the AMEB Manual of Syllabuses.

Candidates may choose either test that suits their level of preparation: **Flute First Steps – Test 1** or **Flute First Steps – Test 2**. Alternatively, they may do them both in sequence over a time frame that matches their rate of learning.

A written report will be provided. It will identify strengths as well as areas for improvement in Technical Work, Pieces and Aural Tests, and include a general comment about progress.

No pass or fail grade will be awarded.

A certificate will be issued to all participants. Please contact the office for enrolment information.

These pages may be photocopied for students. Test content may be presented with music or from memory.

FLUTE FIRST STEPS - TEST 1



12 minutes



\$70



Instrument requirement

Any flute used in an orchestra or concert band

Section 1 - Technical Work

Scales: Ascending and descending, one octave (either slurred or tongued at the choice of the candidate)

Major: C and G



Section 2 - Pieces

Play two short pieces (own choice)

- ⇒ List A: Any piece in Simple Triple time
- ⇒ List B: Any piece in Simple Duple or Simple Quadruple time

Section 3 - Aural Tests and General Knowledge

Aural

Time and rhythm

- a. Clap the note values of a simple two bar rhythmic passage played by the examiner

Pitch

- a. The examiner will play a phrase of up to six one-beat notes, then repeat it, waiting on each note for the candidate to sing or hum it
- b. State which is the higher or lower of two notes played by the examiner, not less than a fifth apart

General Knowledge

Simple questions will be asked regarding the value of notes and rests and the meaning of sharp and flat signs.

FLUTE FIRST STEPS - TEST 2



15 minutes



\$70

Instrument requirement



Any flute used in an orchestra or concert band.

Section 1 - Technical Work

Scales: Ascending and descending, one octave (either slurred or tongued at the choice of the candidate)

Major: F

Harmonic Minor: D



Section 2 - Pieces

Play two short pieces (own choice)

⇒ List A: Any piece in Simple Triple time

⇒ List B: Any piece in Simple Duple or Simple Quadruple time

Section 3 - Aural Tests and General Knowledge

Aural

Time and rhythm

- Clap the note values of a simple two bar rhythmic passage played by the examiner

Pitch

- The examiner will play a phrase of up to nine one-beat notes, then repeat it, waiting on each note for the candidate to sing or hum it
- State which is the higher or lower of two notes played by the examiner, not less than a third apart

General Knowledge

Simple questions will be asked regarding the name and value of notes and rests and the meaning of sharp and flat signs.