

## UWA Business School Graduate Outcomes

In 2018, 1,605 students completed their studies at the UWA Business School. The following is an overview of our graduate outcomes.

### Graduates by Program

Course Name	2018 Graduates
Bachelor of Commerce	962
Bachelor of Commerce (Honours)	36
Graduate Certificate in Business	42
Graduate Certificate in Commerce	32
Graduate Certificate in Entrepreneurship and Innovation	5
Graduate Certificate in Finance	13
Graduate Certificate in Human Resources and Employment Relations	6
Graduate Certificate in Leadership	7
Graduate Certificate in Marketing	1
Graduate Certificate in Social Impact	18
MBA Flexible	113
MBA Full Time	20
Master of Applied Finance	80
Master of Business Information and Logistics Management	24
Master of Commerce	96
Master of Economics	6
Master of Human Resources and Employment Relations	29
Master of Marketing	29
Master of Professional Accounting	68
Doctor of Philosophy	15
Other (e.g. rescinded programs)	3
<b>Total</b>	<b>1,605</b>

## Attrition and retention rates

<b>Retention Rate</b>	<b>2018</b>
Bachelor of Commerce	91.2%
Bachelor of Commerce (Honours)	98.5%
Graduate Certificate in Business	91.5%
Graduate Certificate in Business Information and Logistics Management	100.0%
Graduate Certificate in Commerce	86.9%
Graduate Certificate in Entrepreneurship and Innovation	100.0%
Graduate Certificate in Finance	97.7%
Graduate Certificate in Human Resources and Employment Relations	100.0%
Graduate Certificate in Leadership	97.6%
Graduate Certificate in Marketing	100.0%
Graduate Certificate in Social Impact	91.2%
Master of Applied Finance	96.7%
Master of Business Administration	98.7%
Master of Business Administration and Dissertation	100.0%
Master of Business Information and Logistics Management	95.1%
Master of Commerce	98.4%
Master of Economics	94.7%
Master of Human Resources and Employment Relations	95.5%
Master of Marketing	94.1%
Master of Professional Accounting	95.7%

## Job Placement Outcomes

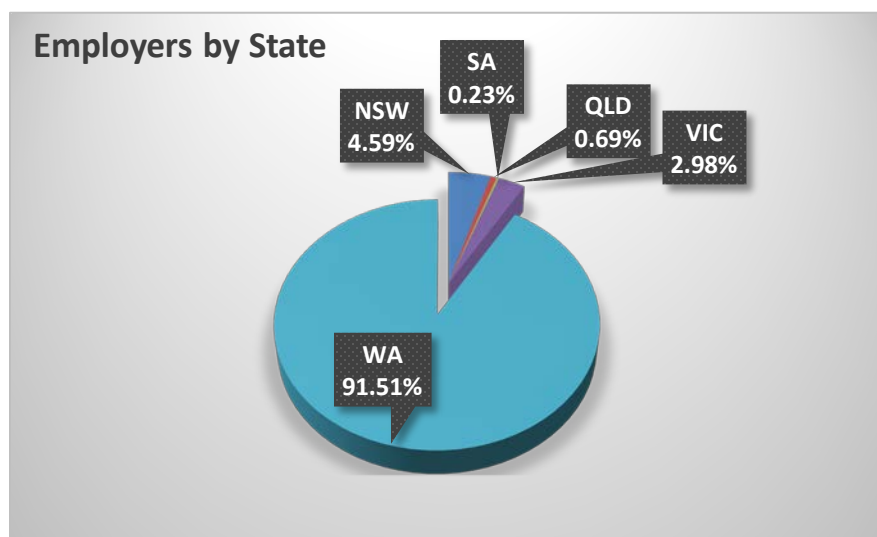
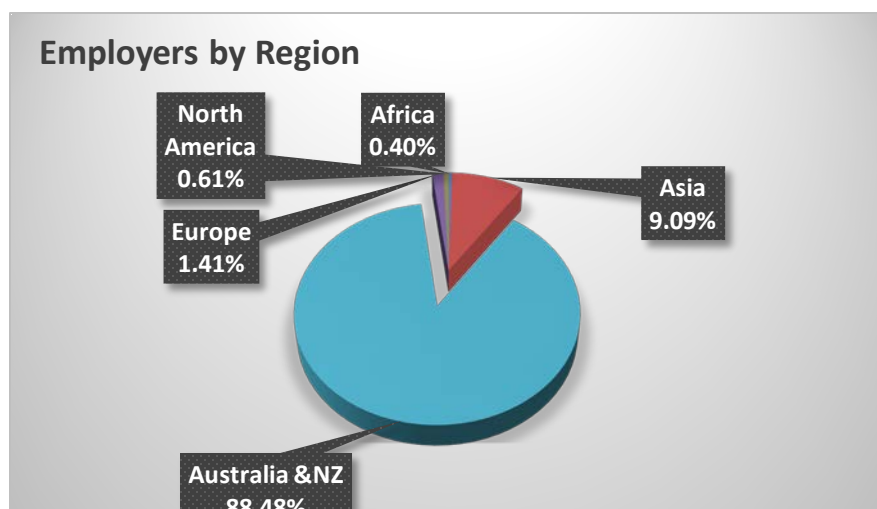
Total 801 students from the UWA Business School completed the Australian Graduate Destination Survey (AGDS) in 2018.

### Course level and gender

Course Level	Male	Female	Total Graduates
UG	298	276	574
PG	107	108	215
HDR	7	5	12
<b>Grand total</b>	<b>412</b>	<b>389</b>	<b>801</b>

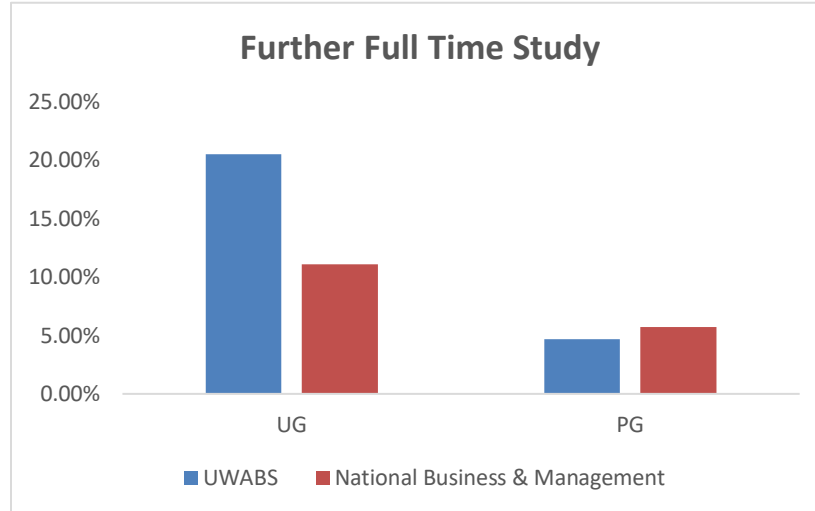
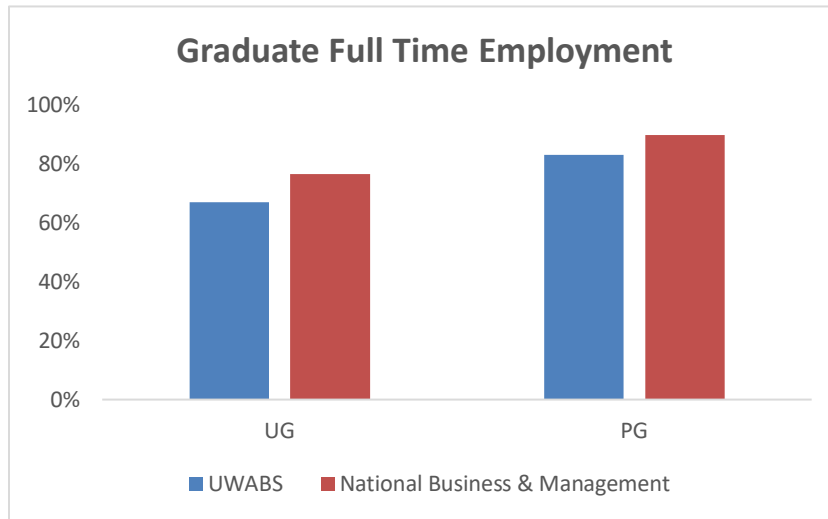
### Geographic distribution

Our 2018 graduates are working in 17 countries and regions, including Australia, New Zealand, Singapore, Malaysia, Indonesia, China, Hong Kong, India, Sri Lanka, Bhutan, United Kingdom, USA, France, Germany, Switzerland, South Africa, and Kenya.

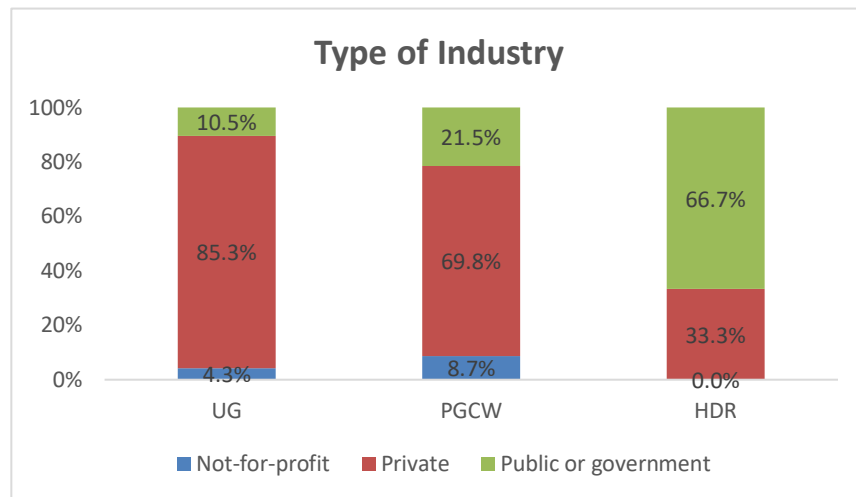


## Employment rates and type of work

Within four months after course completion, 67% of our undergraduate graduates were in full-time employment while 20.5% of them chose to pursue further full-time study; 83.2% of our postgraduate coursework graduates were in full time employment and 4.7% would conduct further study. (QILT graduate outcomes with surveys over 2016-2018).

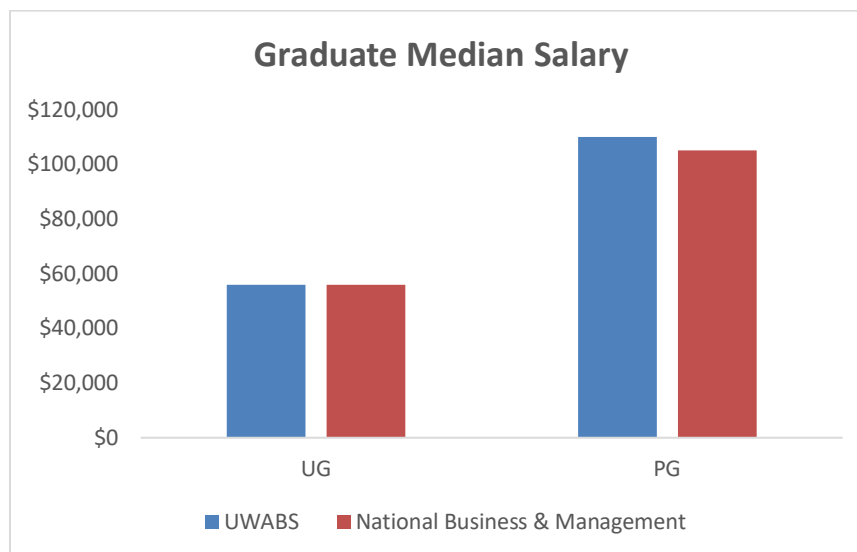


The majority of our undergraduate and postgraduate coursework graduates were working in the private sector, while a high proportion of HDR graduates (66.7%) were working in the public or government sector (AGDS).



## Graduate Salaries

The UWA business school graduates recorded a higher median salary than that of the national average.



For more information regarding graduate destinations and earnings, visit:

<http://www.graduatecareers.com.au/>

## Examples of employers

- ANZ Banking Group
- Australian Governments
- Clayton Utz
- Clough Limited
- CPA Australia
- Fiona Stanley Hospital
- Fremantle Football Club
- Reserve Bank of Australia
- Rio Tinto
- Telstra
- Wesfarmers
- Western Power
- Woodside

## Certification or licensure exam results

The Bachelor of Commerce (BCom) accounting major and Master of Professional Accounting (MPA) of the UWA Business School satisfy the accreditation requirements of the following professional accounting associations. Our graduates are eligible to enter the membership programs of these organisations.

- The Australian Society of Certified Practising Accountants (CPA Australia).  
<https://www.cpaaustralia.com.au/>
- The Institute of Chartered Accountants in Australia and New Zealand (CANNZ).  
<http://www.charteredaccountants.com.au/>
- The Institute of Public Accountants (IPA).  
<https://www.publicaccountants.org.au/>

UWA BCom (Accounting major) and MPA graduates performed at about ten per cent above the national average in CPA exams.

Our masters' students who have specialised in human resource management (i.e. Master of Human Resources and Employment Relations and Master of Commerce in Human Resource Management and Employment Relations) are eligible to enter the membership program of the Australian Human Resources Institute (AHRI) (<https://www.ahri.com.au/>).