


Activating your LinkedIn Learning Account & Troubleshooting

Please note: you must have already set up a LinkedIn profile account prior to following these instructions.

1. Sign in with your organisational account

The [link provided for sign in and activation](#) should look like this and request you to sign in with your UWA student or work email.

Enter your UWA student number email, [#####@student.uwa.edu.au](#)
Or staff email, [joe.bloggs@uwa.edu.au](#)



Welcome! Use your work email address to log in.

LinkedIn LEARNING

Enter Email Address [Need Help?](#)

Continue

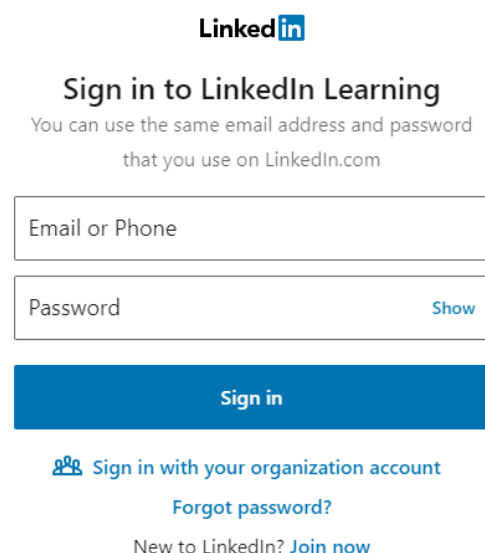
Need Help? **Check out our FAQs on signing in.**

If you use the sign in option directly from LinkedIn Learning, you will see this sign in option.



Don't sign in at this point.

Instead, click on the [“Sign in with your organisation account option”](#)



LinkedIn

Sign in to LinkedIn Learning

You can use the same email address and password that you use on LinkedIn.com

Email or Phone

Password [Show](#)

Sign in


[Sign in with your organization account](#)

[Forgot password?](#)

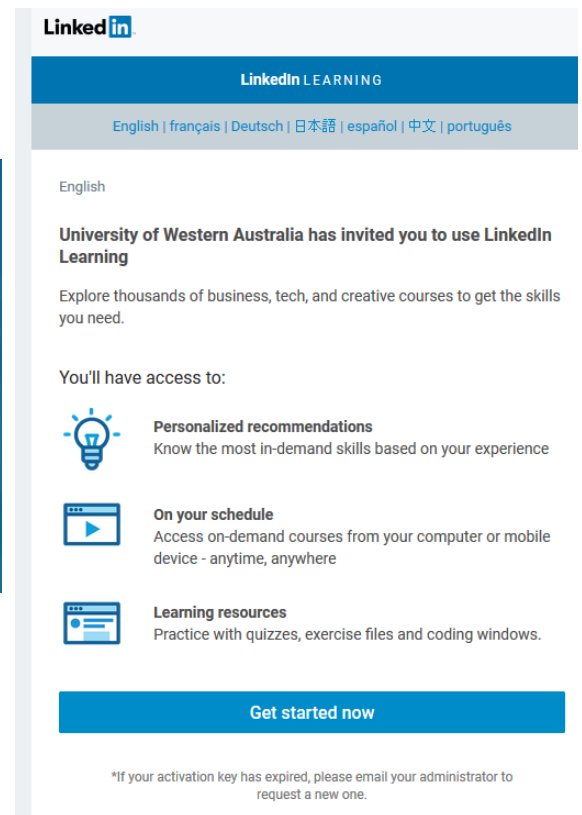
New to LinkedIn? [Join now](#)

2. Activation authorisation

When you first enter your UWA email to login you will be sent an activation confirmation email



Go to your student email and click on the Get Started now option.

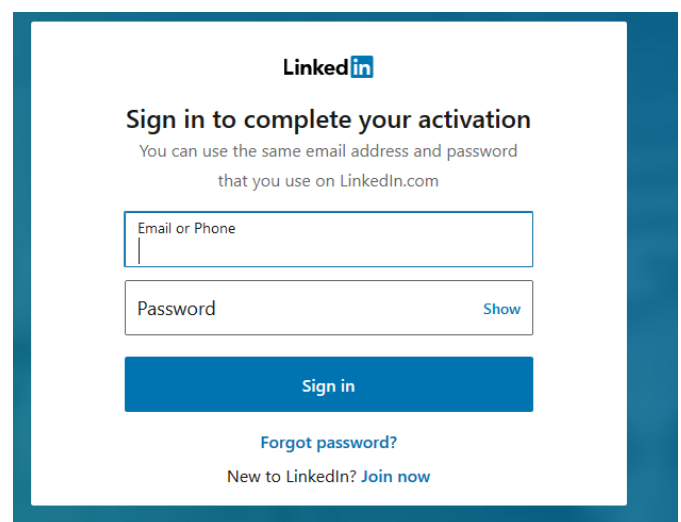


3. Sign in with your LinkedIn Profile login to complete activation

You will be directed to your LinkedIn account login.

Logging in, at this point, using your LinkedIn Profile credentials will link your LinkedIn Profile with LinkedIn Learning.

Details in your profile will be used to suggest specific learning courses to you.



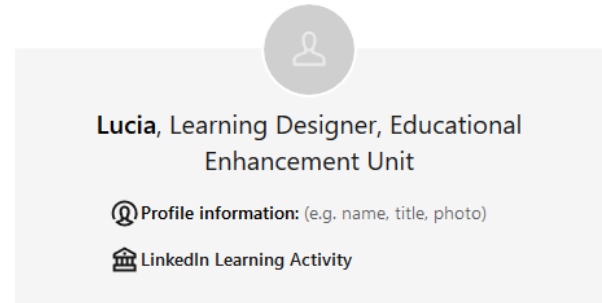
Note: You don't need to add your UWA email to your LinkedIn profile. If you already logged into your LinkedIn profile you may not have to complete this step.

4. Accept and confirm your identity

At this stage you might be asked to confirm your identity:

- Accept and continue will either take you directly to LinkedIn Learning or
- May require you to confirm your UWA PHEME account.

Confirm your identity. Your organization may access and retain:



To disconnect your profile from your organization's account, you can contact [customer service](#).

The LinkedIn [Terms](#) and [Privacy Policy](#) apply. [Learn more](#)

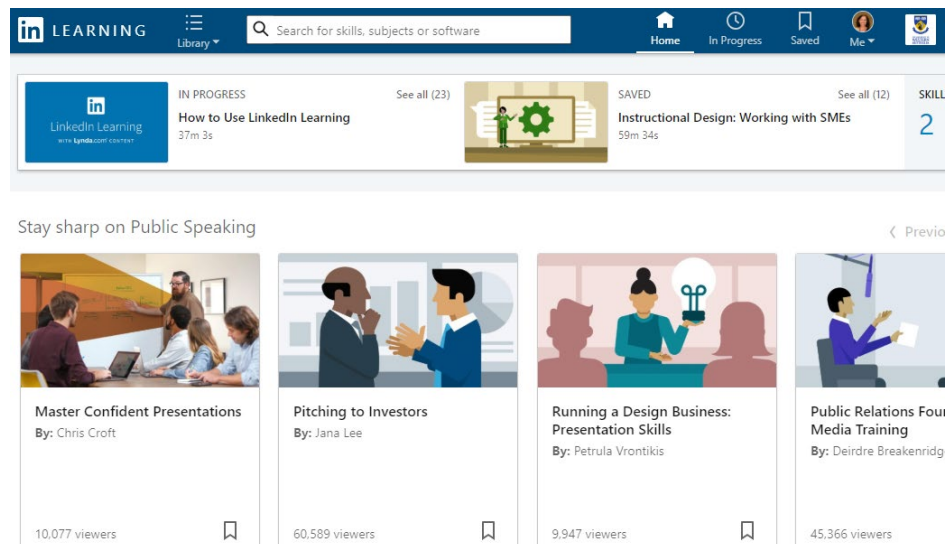


[How it works](#)

5. Successful activation to LinkedIn Learning

With successful activation you will find yourself on the LinkedIn Learning homepage

You can look for courses or videos on specific skills or topics using a key word search or browse the Library menu for technology, business and creative collections.



What to do if you have trouble with activation of LinkedIn Learning

If you have trouble with any of these activation steps, please visit a UWA Library Information desk to have your issue logged with our IT support team.

Note: If you have trial version of LinkedIn Learning your activation will not be successful.